

*il*

INSPIRE  
LIFESTYLE

Leather lifestyle

# The natural appeal of leather

Real leather is a natural product. It is warm, it breathes, it is distinctive and individual in appearance and with the passage of time, it acquires a patina which enhances its natural beauty.

Hide often displays traces of its past. From brand marks to healed veins, marks and areas of differing, fibre, density and hair pore structure. These are classic hallmarks of genuine signs that discerning owners cherish, when buying leather.



# Etosha Range





# Etosha Daybed



# ETOSHA RANGE DIMENSIONS



ETOSHA 1 DIVISION



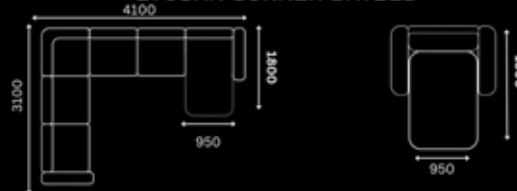
ETOSHA 3 DIVISION



ETOSHA 4 DIVISION



ETOSHA CORNER DAYBED




ETOSHA DAYBED



# ETOSHA RANGE DIMENSIONS



ETOSHA 1 DIVISION



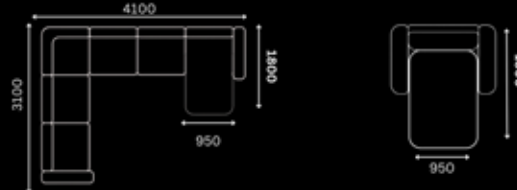
ETOSHA 3 DIVISION



ETOSHA 4 DIVISION



ETOSHA CORNER DAYBED



ETOSHA DAYBED







# ETOSHA RANGE DIMENSIONS



ETOSHA 1 DIVISION



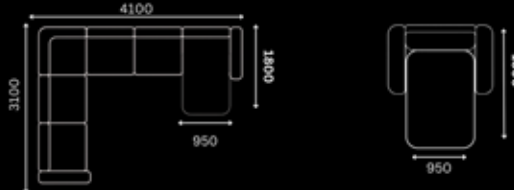
ETOSHA 3 DIVISION



ETOSHA 4 DIVISION



ETOSHA CORNER DAYBED



ETOSHA DAYBED



# Everest Range






# Everest Corner Range



# EVEREST RANGE DIMENSIONS



EVEREST 1 DIVISION



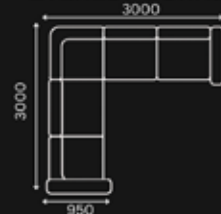
EVEREST 2 DIVISION



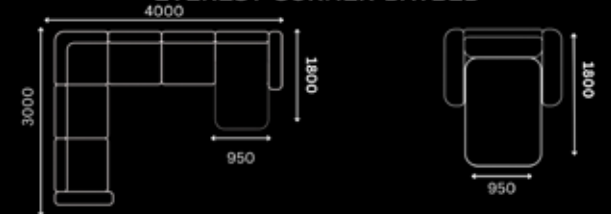
EVEREST 3 DIVISION



EVEREST CORNER



EVEREST CORNER DAYBED





# EVEREST RANGE DIMENSIONS



EVEREST 1 DIVISION



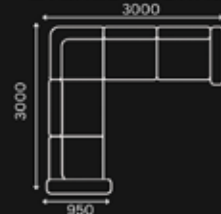
EVEREST 2 DIVISION



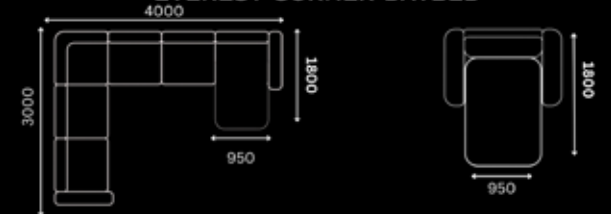
EVEREST 3 DIVISION



EVEREST CORNER



EVEREST CORNER DAYBED



# EVEREST RANGE DIMENSIONS



EVEREST 1 DIVISION



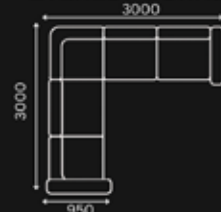
EVEREST 2 DIVISION



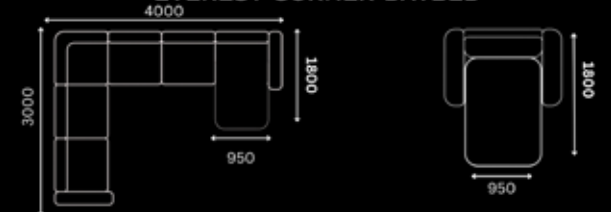
EVEREST 3 DIVISION



EVEREST CORNER



EVEREST CORNER DAYBED






# EVEREST RANGE DIMENSIONS



EVEREST 1 DIVISION



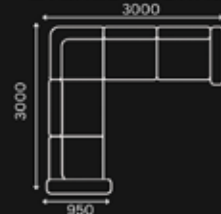
EVEREST 2 DIVISION



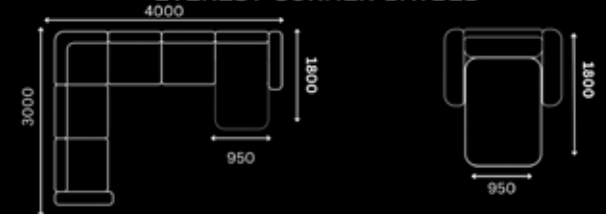
EVEREST 3 DIVISION



EVEREST CORNER



EVEREST CORNER DAYBED



# Hitlon Range





# Hitlon Daybed



# HILTON RANGE DIMENSIONS



HILTON 1 DIVISION



HILTON 2 DIVISION



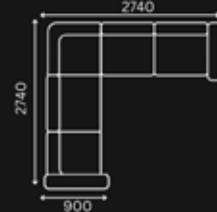
HILTON 3 DIVISION



HILTON 4 DIVISION



HILTON CORNER



HILTON DAYBED






# HILTON RANGE DIMENSIONS




HILTON 1 DIVISION



HILTON 2 DIVISION



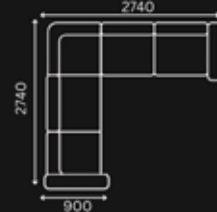
HILTON 3 DIVISION



HILTON 4 DIVISION



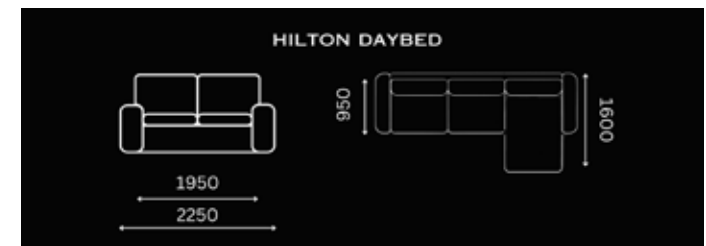
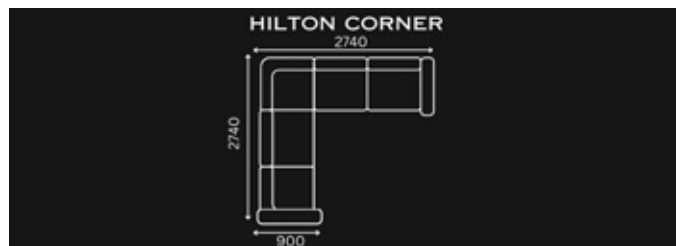
HILTON CORNER



HILTON DAYBED




# HILTON RANGE DIMENSIONS




# HILTON RANGE DIMENSIONS


HILTON 1 DIVISION



HILTON 2 DIVISION



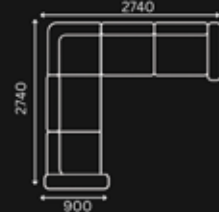
HILTON 3 DIVISION



HILTON 4 DIVISION



HILTON CORNER



HILTON DAYBED





# Livingston Range





# Livingston Daybed





# Livingston 2 division





# Livingston Mini Range



LIVINGSTON 1 DIVISION



LIVINGSTON 2 DIVISION



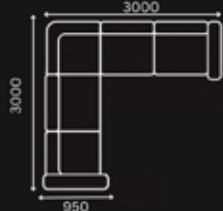
LIVINGSTON 3 DIVISION



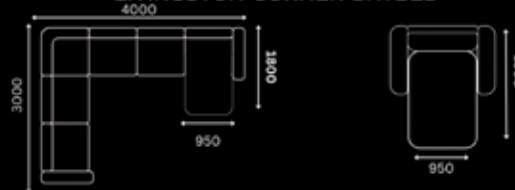
LIVINGSTON 4 DIVISION



LIVINGSTON CORNER



LIVINGSTON CORNER DAYBED




LIVINGSTON DAYBED



# LIVINGSTON RANGE DIMENSIONS

LIVINGSTON 1 DIVISION



LIVINGSTON 2 DIVISION



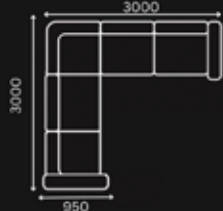
LIVINGSTON 3 DIVISION



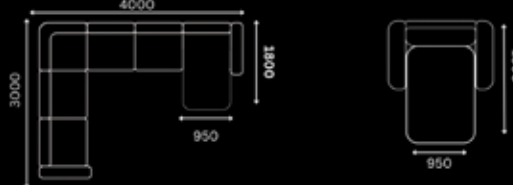
LIVINGSTON 4 DIVISION



LIVINGSTON CORNER



LIVINGSTON CORNER DAYBED



LIVINGSTON DAYBED



# LIVINGSTON RANGE DIMENSIONS



LIVINGSTON 1 DIVISION



LIVINGSTON 2 DIVISION



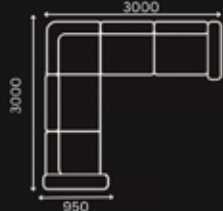
LIVINGSTON 3 DIVISION



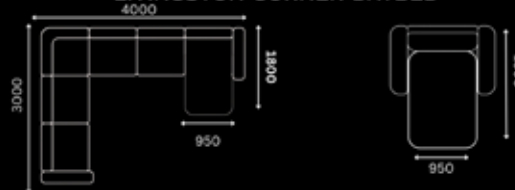
LIVINGSTON 4 DIVISION



LIVINGSTON CORNER



LIVINGSTON CORNER DAYBED



LIVINGSTON DAYBED



# LIVINGSTON RANGE DIMENSIONS



LIVINGSTON 1 DIVISION



LIVINGSTON 2 DIVISION



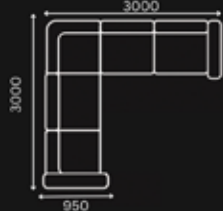
LIVINGSTON 3 DIVISION



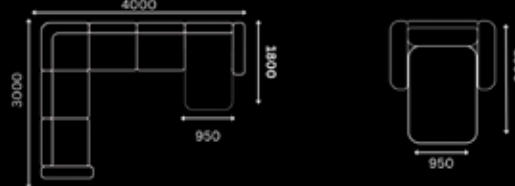
LIVINGSTON 4 DIVISION



LIVINGSTON CORNER



LIVINGSTON CORNER DAYBED



LIVINGSTON DAYBED

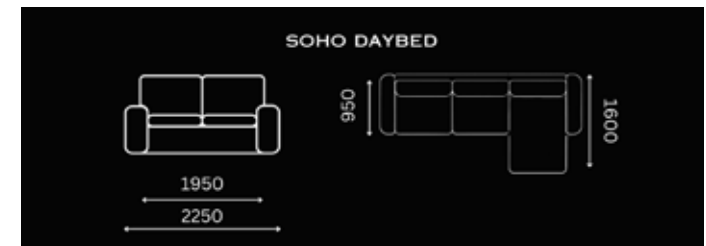
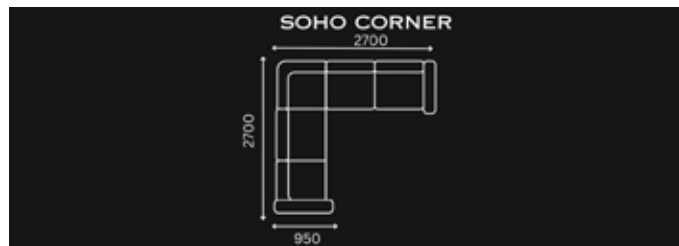
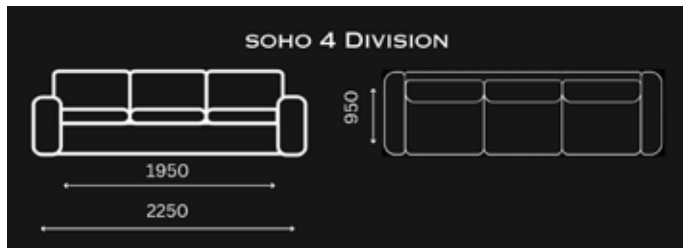
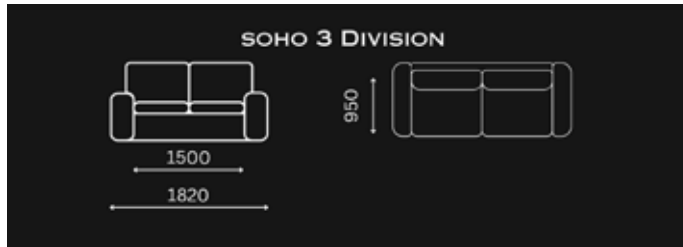
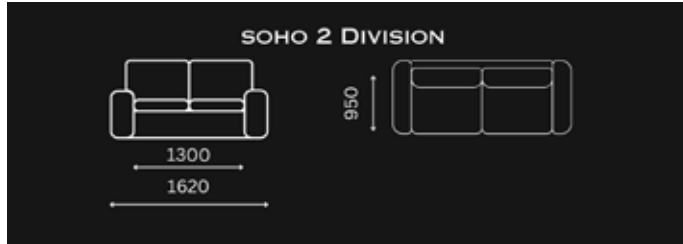


# LIVINGSTON RANGE DIMENSIONS

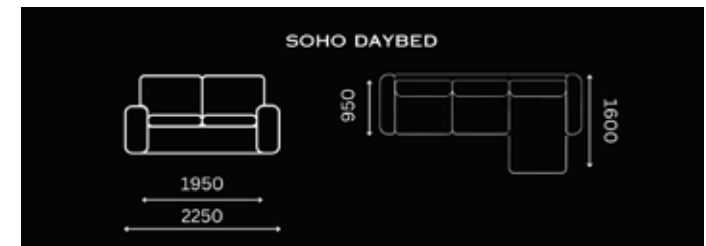
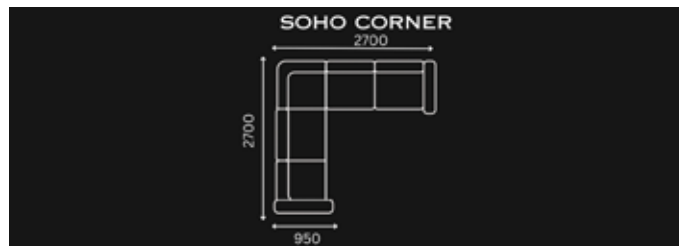
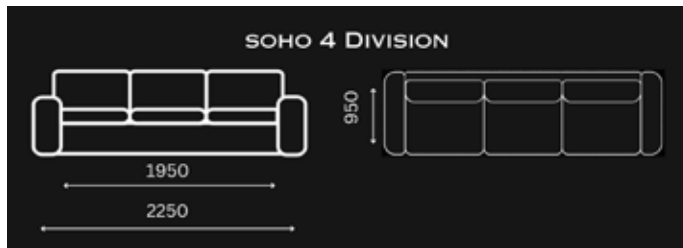
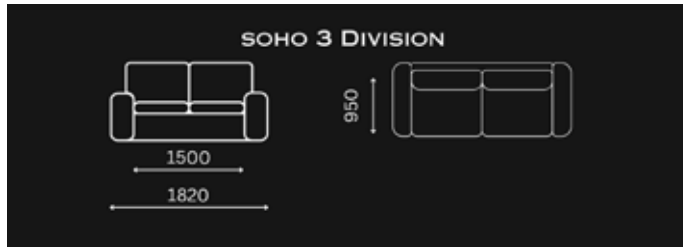
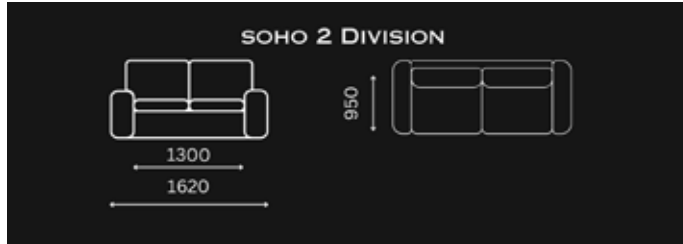
# Soho Range



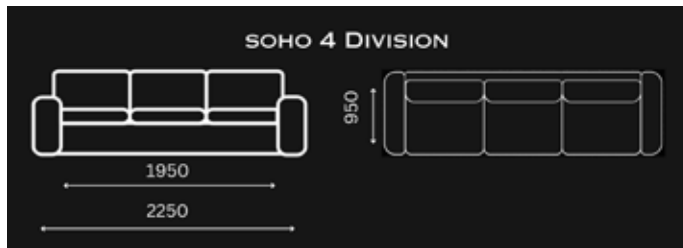
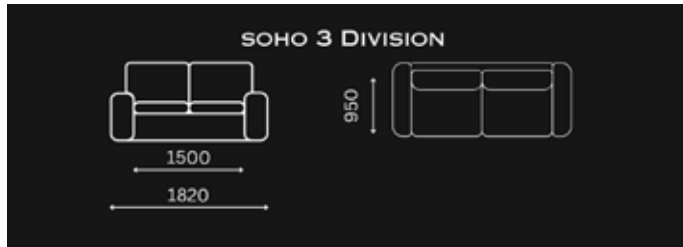
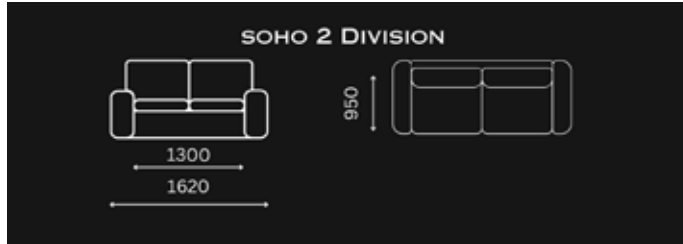




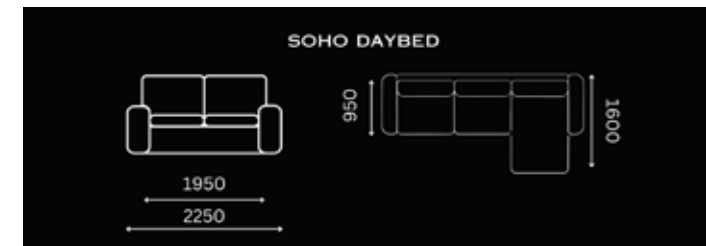
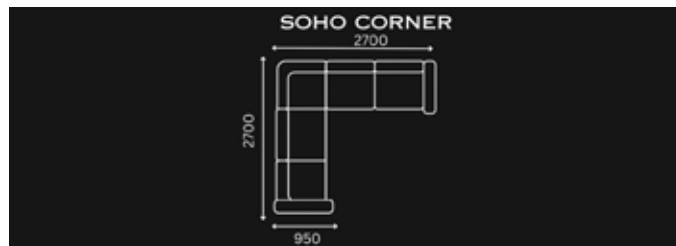
# SOHO RANGE DIMENSIONS



# SOHO RANGE DIMENSIONS



# SOHO RANGE DIMENSIONS





# Springbok Range





# Springbok Range

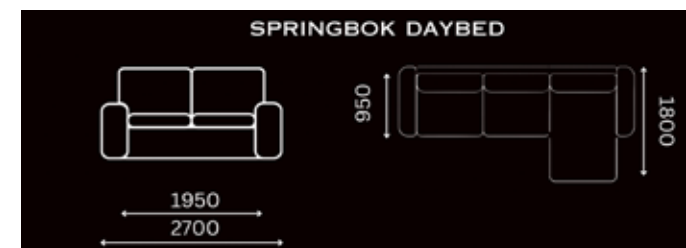
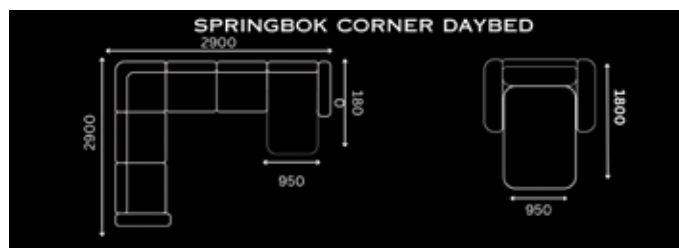
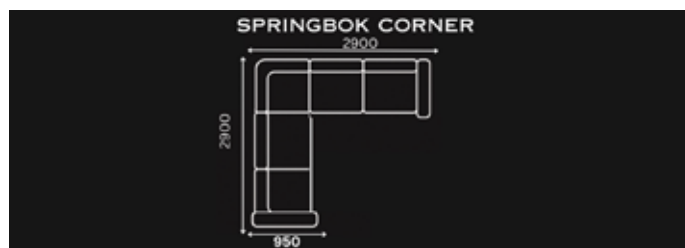
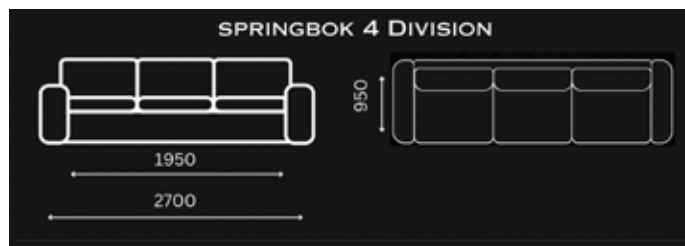




# Springbok Range








# SPRINGBOK RANGE DIMENSIONS


SPRINGBOK 1 DIVISION



SPRINGBOK 2 DIVISION



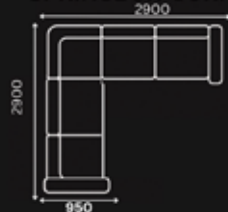
LIVINGSTON 3 DIVISION



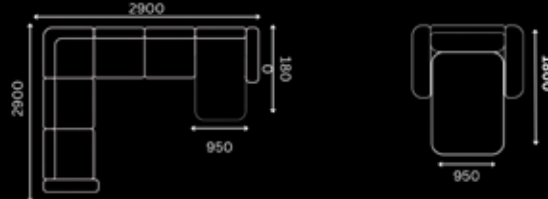
SPRINGBOK 4 DIVISION



SPRINGBOK CORNER



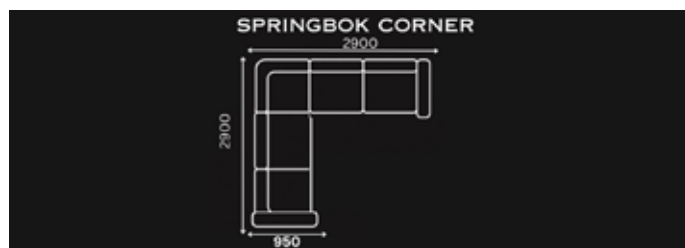
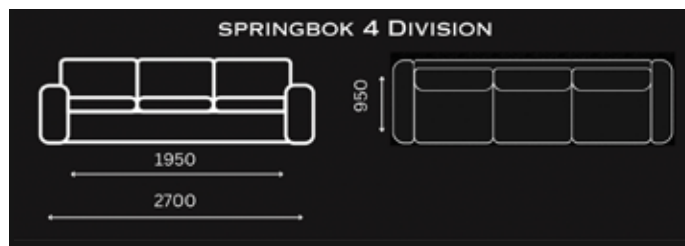
SPRINGBOK CORNER DAYBED



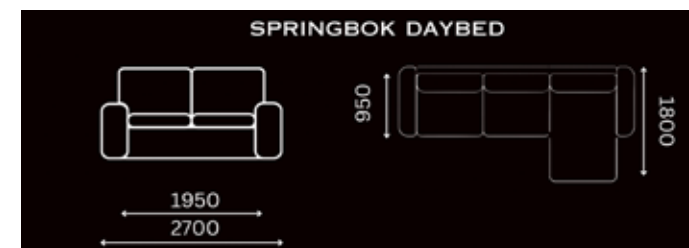
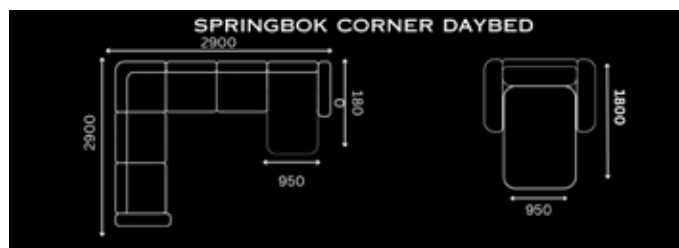
SPRINGBOK DAYBED



# SPRINGBOK RANGE DIMENSIONS



# SPRINGBOK RANGE DIMENSIONS





# Zimbali Range



# Zimbali Daybed







ZIMBALI 1 DIVISION



ZIMBALI 2 DIVISION



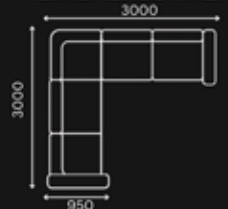
ZIMBALI 3 DIVISION



ZIMBALI 4 DIVISION



ZIMBALI CORNER



ZIMBALI CORNER DAYBED



ZIMBALI DAYBED



# ZIMBALI RANGE DIMENSIONS



ZIMBALI 1 DIVISION



ZIMBALI 2 DIVISION



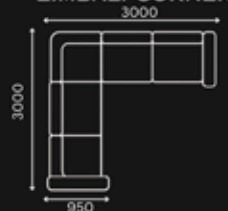
ZIMBALI 3 DIVISION



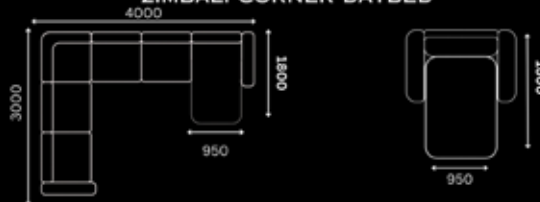
ZIMBALI 4 DIVISION



ZIMBALI CORNER



ZIMBALI CORNER DAYBED



ZIMBALI DAYBED



# ZIMBALI RANGE DIMENSIONS

# Chobe Recliner



CHOB RECLINER



# Zonke Recliner



ZONKE RECLINER





# Dube Recliner



DUBE RECLINER



# Dingaen Wingback



# Shade variation

It takes at least eight hides to produce a suite and no two of these can ever be identical. While every effort is made to achieve a uniformity of shade, this is not always possible, for variations in grain structure govern the extent to which dyes and finishes penetrate the various parts of the hide.

However, such variations invariably combine to give an aesthetically pleasing appearance. Because each hide is unique, in bygone times the leather used in furniture was stiff and unyielding but modern tanning process produce leather of glove-like suppleness and this quality endures throughout the lifetime of the furniture.

During the first few weeks of use, wrinkles and creases will form naturally in the leather. This is normal and no cause for concern. This texture is designed into furniture and accounts for the soft inviting appearance which is such a characteristic feature of leather upholstered furniture.

## Available shades





# Hide care

## Overall Cleaning

For the best results, natural leather should be dusted regularly with a soft cloth and vacuumed once a week to keep the pores free from dust particles and grime. It is advisable to clean the leather periodically using a cloth dampened with a mild solution of tepid water and a pure soaping agent. Care should be taken to ensure that the leather does not become over wet. Polishes, detergents, creams, solvents, vanishes and stain removers, must be avoided as they could damage the leather.

The manufacturers will not accept liability for leather damage or deterioration caused by unsuccessful cleaning. A specialist in leather cleaning should be consulted for professional advice on stain removal.

## Heat and sunlight

Do not expose your upholstery to direct sunlight over long periods as this may cause fading. Wherever possible, protect it by drawing curtains or blinds. Ensure your leather is not close to heaters or fireplaces.



[www.inspirelifestyleonline.co.za](http://www.inspirelifestyleonline.co.za)

061 019 9813